

Image Analyzing Patient ID: 0123456789
 First Name: Jane
 Last Name: Doe

OD

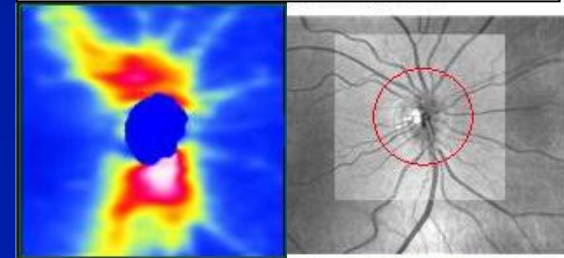
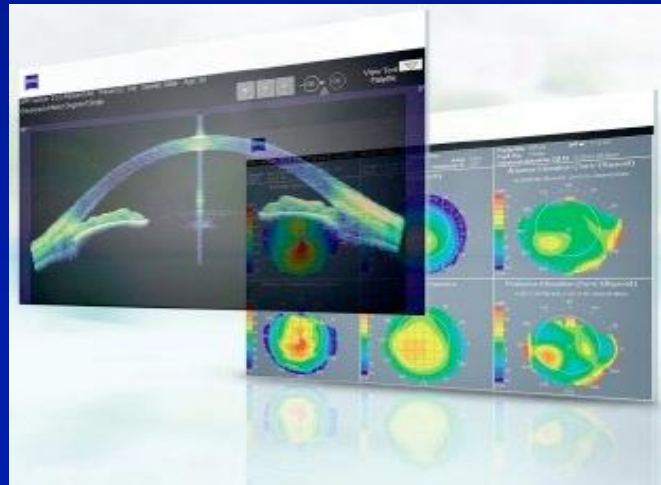
EDIT TOOLS
 RESIZE
 IMAGE ADJ

ANALYZE NEXT DONE BACK

CD 3236/area
 CV 24
 HEX 56%
 NUM 181 cells
 Pachy 500µm

APEX 4 6 8 10 12
 % 50
 AREA 200 400 600 800 1000

© Konan Medical, Inc. 2008. All rights reserved.





OPD-Scan III

5 -in -1 multimodality space saver:

- Auto-Refractor
- Auto-Keratometer
- Corneal Topographer
- Wavefront Aberrometer
- Pupillometer (Day /Night Rx)

•The OPD-Scan III harvests over 20 diagnostic metrics, mapping 2520 points across a 9.5 mm pupil-not just the central pupil, in 10 seconds/eye.



Topcon KR-1W

5 -in -1 multimodality space saver:

- -Auto-Refractor
- -Auto-Keratometer
- -Corneal Topographer
- -Wavefront Aberrometer
- -Pupillometer (Day /Night Rx)

- Also includes dry eye testing- non-invasive TFBUT
- Image sent to BV-5000



Zeiss iProfiler

5 -in -1 multimodality space saver:

- Combines wavefront with refraction
- Wavefront enhanced Rx
- Reading in our terms but best fit
- iScription



Reichert VR



September 6, 2014 4:53 PM Exam Time: 02:53 R PD 62.0 L

AR		LM		Subjective		LM		AR	
-1.50	-1.75	-2.00	S	-1.50	-1.25	-1.00			
-0.75	-0.75	-0.75	C	-0.50	-0.50	-0.50			
100	97	100	A	80	80	80			
0.00	+1.25	+1.50	Add	+1.50	+1.25	0.00			
0.00	0.00	0.00	Prism	0.00	0.00	0.00			
0.00	0.00	0.00		0.00	0.00	0.00			
vcc:		0	30	0					

40 17 30 3

O F L C T 30
A P E O T 25
T Z V E C 20

Sphere Adjust
 -0.25 D +0.25 D
 -1.00 D +1.00 D

Run Program
 1 2 3 4

Clear In Fog Near XCyl BB Cyl +/- Out VD




VMax PSF Technology



VMax Technology

- Based on point spread function (PSF) rather than Snellen recognition



VMax Technology

- VMax PSF Refraction is subjective
- VMax PSF refraction shows clinical reliability at 95% equal or better compared to doctors refraction
- Many show significant improvement in lines of vision
- Corrects for all orders of aberration



PediaVision SPOT

- Detects the Potential Indication of:
 - Nearsightedness
 - Farsightedness
 - Astigmatism
 - Unequal pupil size
 - Unequal refractive power
 - Eye misalignment



Refraction Technology Going Mobile

- EyeNetra
- SmartVision Labs
- Opternative
- Peek
- 2Win



Opternative experience

20mins

\$30



Take exam



Shop anywhere

We recommend seeing your eye doctor for a health exam every two years.

Traditional experience

3hrs

\$80



Refraction Technology Going Mobile

- Adversarial or Working with doctors?
- Providing another avenue for patients to connect to their eye doctors
- Betterment of society
- Or new competition